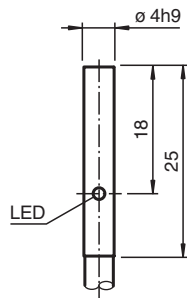


Inductive sensor NBB1,5-4M25-E3

■ Basic series



Dimensions



Technical Data

General specifications

Switching function		Normally closed (NC)
Output type		PNP
Rated operating distance	s_n	1.5 mm
Installation		flush
Output polarity		DC
Assured operating distance	s_a	0 ... 1.215 mm
Reduction factor r_{Al}		0.46
Reduction factor r_{Cu}		0.41
Reduction factor r_{304}		0.89
Reduction factor r_{Brass}		0.59
Output type		3-wire

Nominal ratings

Operating voltage	U_B	10 ... 30 V
Switching frequency	f	0 ... 3000 Hz
Hysteresis	H	1 ... 15 %
Reverse polarity protection		reverse polarity protected

Release date: 2022-06-30 Date of issue: 2022-06-30 Filename: 202173_eng.pdf

Refer to "General Notes Relating to Pepperl+Fuchs Product Information".

Pepperl+Fuchs Group
www.pepperl-fuchs.com

USA: +1 330 486 0001
fa-info@us.pepperl-fuchs.com

Germany: +49 621 776 1111
fa-info@de.pepperl-fuchs.com

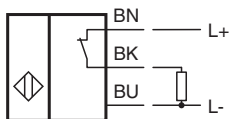
Singapore: +65 6779 9091
fa-info@sg.pepperl-fuchs.com

PEPPERL+FUCHS

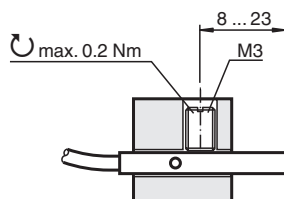
Technical Data

Short-circuit protection		yes
Voltage drop	U_d	$\leq 3\text{ V}$
Operating current	I_L	0 ... 200 mA
Off-state current	I_r	0 ... 0.1 mA typ. 0.1 μA at 25 °C
No-load supply current	I_0	$\leq 10\text{ mA}$
Switching state indicator		LED, yellow
Compliance with standards and directives		
Standard conformity		
Standards		EN 60947-5-2:2007 IEC 60947-5-2:2007
Approvals and certificates		
UL approval		cULus Listed, General Purpose
CCC approval		CCC approval / marking not required for products rated $\leq 36\text{ V}$
Ambient conditions		
Ambient temperature		-25 ... 70 °C (-13 ... 158 °F)
Mechanical specifications		
Connection type		cablc PVC , 2 m
Core cross section		0.14 mm ²
Housing material		Stainless steel 1.4305 / AISI 303
Sensing face		POM
Degree of protection		IP67

Connection Assignment



Mounting



Accessories

	BF 4	Mounting flange, 4 mm
---	-------------	-----------------------